



Artem Rudenya, Alexander Borodin

Analysis of Teager-Kaiser Energy Operator Pertinence for R Peak Detection in ECG Recordings on a Smartphone

This research is financially supported by the Ministry of Education and Science of the Russian Federation within project # 14.574.21.0060 (RFMEFI57414X0060) of Federal Target Program "Research and development on priority directions of scientific-technological complex of Russia for 2014–2020".



AMICT 2015 conference

May 13–14, Petrozavodsk, Russia



Motivation

- Number 1 cause of death globally (31% of all global deaths in 2012)¹
- Can be prevented by addressing behavioural risk factors (tobacco use, unhealthy diet, obesity, physical inactivity, etc.)
- Need early detection and management

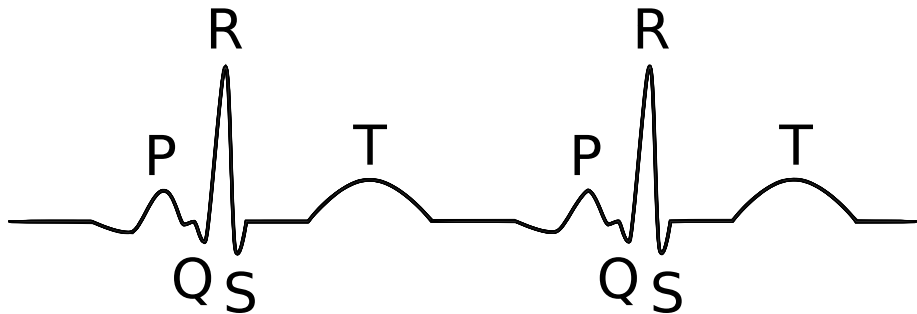
- Contribution of CVDs to mortality in CIS (percents)

Georgia	67
Ukraine	64
Azerbaijan	60
Russia	57
Moldova	56
Belorussia	53
Kazakhstan	50
Armenia	50
Kyrgyzstan	49
Tajikistan	39

¹Source: WHO



Electrocardiogram morphology



Significance of confident R peak detection

- Normal sinus rhythm



- Sinus tachycardia



- Sinus bradycardia



- Sinoatrial block



- Atrial flutter



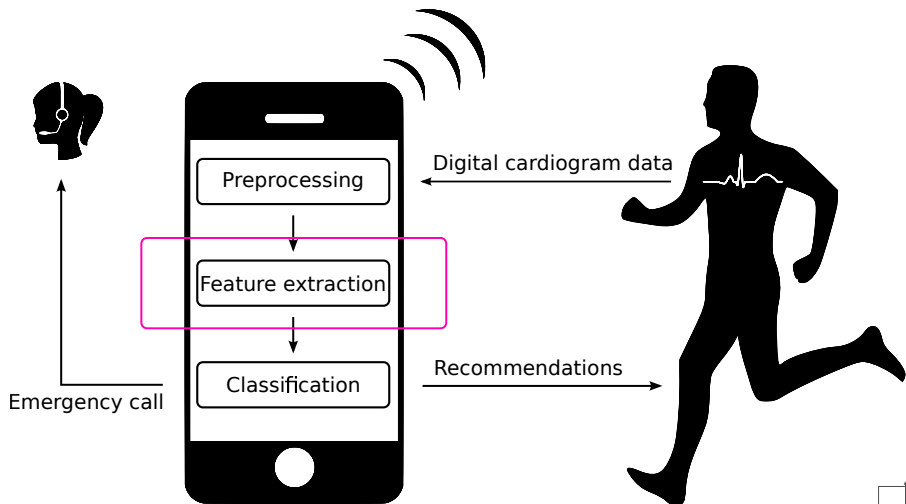
- Wolff-Parkinson-White syndrome



Source: Medical Training and Simulation LLC
<http://www.practicalclinicalskills.com>



Rhythm anomalies detection



Teager-Kaiser energy operator based approach

Consider the digital ECG recording represented by discrete signal x_n

- 1 Estimate the instantaneous energy of a signal

$$\Psi_d[x_n] = x_n^2 - x_{n-1}x_{n+1}$$

- 2 Emphasize the pulses

$$y_n = \Psi_d[x_n]^3$$

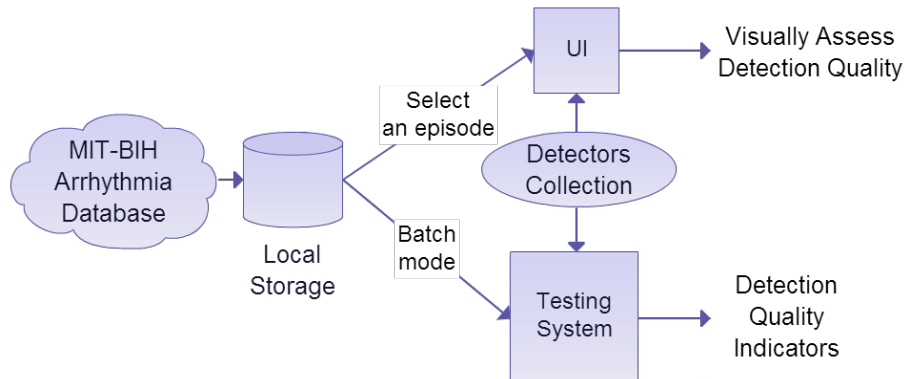
- 3 Choosing parameters N , α and β , apply the adaptive threshold

$$z_n = \alpha \frac{1}{N+1} \sum_{k=-N}^N y_k + \beta \sigma_y$$

Source: Yamamoto and Yoshida, 2013



Experiments



UI of developed verification system



Results

- 1 TKEO-based algorithm for R peak detection have been implemented.
- 2 The system to examine the detectors on the set of recordings have been developed.
- 3 Experiments show that the approach demonstrates sufficient sensitivity on almost all types of rhythm abnormalities.

